


UK Weather Summary – 2018 so far




JANUARY

| | | |
|--|-------------|--|
|  | COLD | Temp = +0.4 Rain = 110 Sun = 103 |
|--|-------------|--|



- Started mild but changeable getting colder
- 3rd week was cold with snow in Scotland, NI and Northern Eng.

FEBRUARY

| | | |
|---|------------|--|
|  | DRY | Temp = (1.3) Rain = 73 Sun = 137 |
|---|------------|--|

- Unsettled 1st half of the month, finishing colder with snow
- Coldest February since 2010 but also 2nd sunniest since 1929



MARCH

| | | |
|--|---|--|
|  |  | Temp = (1.6) Rain = 110 Sun = 83 |
|--|---|--|

COLD **MILD**

- Started cold with widespread snow & below freezing temps
- Rest of the month was milder but with rain and unsettled


APRIL

| | | |
|---|---|---------------------------------------|
|  |  | Temp = +1.0 Rain = 119 Sun = 90 |
|---|---|---------------------------------------|

COLD

- Started off cold and wet with some snow on high ground
- Then brief hot spell which saw hottest April temps since 1949

MAY

| | | |
|--|-------------|---------------------------------------|
|  | WARM | Temp = +1.7 Rain = 69 Sun = 132 |
|--|-------------|---------------------------------------|

- For most places the 1st half of the month was sunny and warm
- The last week saw spells of rain as well as thunderstorms

JUNE

| | |
|--|---------------------------|
| | Temp = Rain = Sun = |
|--|---------------------------|

- .

JULY

| | |
|--|---------------------------|
| | Temp = Rain = Sun = |
|--|---------------------------|

- .

AUGUST

| | |
|--|---------------------------|
| | Temp = Rain = Sun = |
|--|---------------------------|

- .

SEPTEMBER

| | |
|--|---------------------------|
| | Temp = Rain = Sun = |
|--|---------------------------|

- .

OCTOBER

| | |
|--|---------------------------|
| | Temp = Rain = Sun = |
|--|---------------------------|

- .

NOVEMBER

| | |
|--|---------------------------|
| | Temp = Rain = Sun = |
|--|---------------------------|

- .

DECEMBER

| | |
|--|---------------------------|
| | Temp = Rain = Sun = |
|--|---------------------------|

- .

Key: Temp = +/- °C vs. long term average (1981-2010)
 Rainfall = Percentage (%) vs. long term average (1981-2010)
 Sunshine = Percentage (%) vs. long term average (1981-2010)

Easter Sunday = 1st April
 * Denotes Provisional