


UK Weather Summary – 2013




JANUARY

 Temp = **(0.4)**
Rain = 88
Sun = 79


- Month of contrasts, began mild & above average temperatures
- Mid-month much colder with significant snow country wide

FEBRUARY

 Temp = **(0.9)**
Rain = 66
Sun = 113


- 1st half unsettled, but then mainly dry & cloudy
- Some snow but generally this was short lived

MARCH

 Temp = **(3.3)**
Rain = 65
Sun = 81


- Coldest March on record, with substantial late-season snow
- Lying snow remained un-melted & high winds caused snow drifts

APRIL

 Temp = **(1.1)**
Rain = 88
Sun = 114


- Coldest April since '89 although some areas had one-off highs
- High winds were a problem in NW Wales, N Eng. & S Scotland

MAY

 Temp = **(0.8)**
Rain = 130
Sun = 96


- Unsettled at times and the coldest May since '96
- Rather wet in SW Scotland, the Midlands & South Wales

JUNE

 Temp = **(0.2)**
Rain = 63
Sun = 105


- Mainly settled although slightly cooler than seasonal average
- Rather drier than average and warmer than the last two Junes

JULY

 Temp = **+1.9**
Rain = 82
Sun = 145


- High temps, +28°C with thunder storms towards the month end
- 3rd warmest since 1910 (06 & 83), but heavy rain in Mid/ Scot

AUGUST

 Temp = **+0.7**
Rain = 80
Sun = 97


- Unsettled across the month, hot & humid but quite showery
- Flash flooding in places but also the driest August since 2003

SEPTEMBER

 Temp = **+0.1**
Rain = 73
Sun = 93

- Initially warm then unsettled & stormy, 2nd half typical autumn
- Some heavy rain & strong winds but localised & limited impact


OCTOBER

 Temp = **+1.7**
Rain = 127
Sun = 83

MILD


- Unsettled, beginning with some showers & rain, mostly mild
- 2nd half of the month saw strong winds & heavy rain E&W

NOVEMBER

 Temp = **(0.7)**
Rain = 76
Sun = 127

- Initially unsettled & wet then more settled & colder – 1st frost
- Temps below long term average & driest Nov since 2004

DECEMBER

 Temp = **+1.8**
Rain = 154
Sun = 108

MILD

- Began fine but from mid-month very heavy rain & strong winds
- Warmest December since 1988 but much wetter than average

Key: Temp = +/- °C vs. long term average (1981-2010)
Rainfall = Percentage (%) vs. long term average (1981-2010)
Sunshine = Percentage (%) vs. long term average (1981-2010)

Easter Sunday = 31st March



Ashdale
Business Consulting