



# UK Weather Summary – 2016





## JANUARY

 	Temp = +0.9 Rain = 152 Sun = 80
--	---------------------------------------


- Very mild, unsettled with strong winds & rain – Storm Gertrude
- Fourth wettest January since 1910 especially in Scot & N.Eng

## FEBRUARY

 	Temp = +0.2 Rain = 129 Sun = 122
---	--



- Initially unsettled and frequent rain, then more dry & sunny
- Milder in the South vs. Scot & NI less sunshine than Midlands

## MARCH

 <b>COLD DRY</b>	Temp = (0.2) Rain = 91 Sun = 115
--	--


- A wet & cold start, an unsettled end but dry/settled in between
- E&W was colder than average despite being generally sunnier

## APRIL

 <b>COLD</b> 	Temp = (0.9) Rain = 112 Sun = 108
---	---


- Started with frequent showers, finished with sleet & snow
- Generally colder & wetter than average but also sunnier

## MAY

 <b>WARM DRY</b>	Temp = +0.9 Rain = 92 Sun = 115
--	---------------------------------------



- Unsettled start but mainly fine, warm and sunny, some showers
- Slightly warmer and sunnier than average especially Scot

## JUNE

 <b>WARM</b>	Temp = +0.9 Rain = 139 Sun = 81
---	---------------------------------------



- Dry settled start replaced by showers and thunderstorms
- Warmer than average, dullest June on record in SE /Cent Eng

## JULY

 	Temp = +0.2 Rain = 104 Sun = 92
--	---------------------------------------


- Breezy & showery start with rain especially the North/West
- 17<sup>th</sup> - 23<sup>rd</sup> warm & sunnier with 18<sup>th</sup> to 20<sup>th</sup> hot, then more rain

## AUGUST

 	Temp = +0.6 Rain = 99 Sun = 110
---	---------------------------------------


- Started unsettled, wet & windy especially in the South
- Followed by high temps in Eng some places as high as 34°C

## SEPTEMBER

 <b>WARM</b>	Temp = +2.0 Rain = 103 Sun = 95
---	---------------------------------------


- Changeable start & end to the month with a hot spell in SE
- 2<sup>nd</sup> warmest Sep since 2010, dry in the East & wet in the West

## OCTOBER

 <b>WARM DRY</b>	Temp = +0.3 Rain = 38 Sun = 117
--	---------------------------------------


- Predominately dry & fine weather with the odd shower
- 6<sup>th</sup> driest October since 1910 & sunniest in Scotland since 1929

## NOVEMBER

 <b>COLD FLOODING</b>	Temp = (1.3) Rain = 89 Sun = 130
--	--

- Some snow in Scot as Storm Angus brought flooding to SW
- Above average sunshine but below average temperatures

## DECEMBER

 <b>DRY MILD</b>	Temp = +2.0 Rain = 69 Sun = 104
--	---------------------------------------

- Cold and frosty start to the month but mainly dry and mild
- 8<sup>th</sup> warmest December since 1910 above average sunshine

Key: Temp = +/- °C vs. long term average (1981-2010)  
Rainfall = Percentage (%) vs. long term average (1981-2010)  
Sunshine = Percentage (%) vs. long term average (1981-2010)

Easter Sunday = 27<sup>th</sup> March



**Ashdale**  
Business Consulting