


UK Weather Summary – 2019





JANUARY

DRY 	Temp = +0.0 Rain = 52 Sun = 101
COLD	



- Dry & mild start, becoming colder with some frost & snow
- 9th driest January since 1910 and driest since 2006

FEBRUARY

 WARM	Temp = +2.4 Rain = 82 Sun = 144
	



- Started with snow & freezing temps and ended much warmer
- 2nd sunniest February on record with temps over 20°C in places

MARCH

 COLD WARM	Temp = +1.3 Rain = 140 Sun = 114
	



- Until 17th cold & frequent rain before becoming dry & sunnier
- 5th wettest March since 1910, last week of sun raised temps

APRIL

 COOL	Temp = +1.0 Rain = 71 Sun = 114
WARM 	



- Started with showers and quite cool, with sleet on high ground
- Then sunnier & warmer before the arrival of Storm Hannah

MAY

 COOL	Temp = (0.3) Rain = 93 Sun = 101
	


- Unsettled, cloudy & rain at the beginning & end of the month
- Colder than usual for May but less rain in E&W

JUNE

 WARM	Temp = +0.2 Rain = 152 Sun = 95
	



- Started warm and dry but then more unsettled and heavy rain
- The Midlands & Wales saw twice normal rainfall levels

JULY

 DRY	Temp = +1.2 Rain = 114 Sun = 100
COOL	



- Cool, sunny & dry 1st half of the month then more unsettled
- 8th warmest July since 1910 but not as warm as July 2018

AUGUST

 WARM	Temp = +0.9 Rain = 153 Sun = 107
	



- Unsettled weather with showers & long spells of rain
- Then it was very hot around the Bank Holiday (24th to 26th)

SEPTEMBER

 WARM	Temp = +0.5 Rain = 127 Sun = 115
	



- The month started and ended with quite a lot of rain
- However there were also quite a bit of sun and warm temps

OCTOBER

COLD 	Temp = (0.5) Rain = 109 Sun = 95
	



- Generally unsettled with temperatures below average
- Wet in most regions most notably Yorkshire & South West

NOVEMBER

COLD 	Temp = (0.9) Rain = 97 Sun = 84
	

- Started mild and unsettled before getting wetter & colder
- Some localised flooding in parts of the Midlands and the North

DECEMBER

 WARM	Temp = +1.3 Rain = 116 Sun = 113
	

- Wetter than average notably the South & East Anglia
- Above average sunshine helped to boost temperatures

Key: Temp = +/- °C vs. long term average (1981-2010)
 Rainfall = Percentage (%) vs. long term average (1981-2010)
 Sunshine = Percentage (%) vs. long term average (1981-2010)

Easter Sunday = 21st April



Ashdale
Business Consulting