





# UK Weather Summary – 2022 so far



JANUARY	
<b>MILD</b> <b>DRY</b> 	Temp = +0.8 Rain = 50 Sun = 132
<ul style="list-style-type: none"> <li>Generally milder and drier than previous January's</li> <li>Provisionally the 3<sup>rd</sup> sunniest for the UK in January since 1919</li> </ul>	

FEBRUARY	
 <b>DUDLEY</b> <b>EUNICE</b> <b>FRANKLIN</b>	Temp = +1.5 Rain = 152 Sun = 102
<ul style="list-style-type: none"> <li>Mild start, but with 3 named storms between 16<sup>th</sup> &amp; 21<sup>st</sup></li> <li>Well above average rainfall, the 8<sup>th</sup> wettest February since 1836</li> </ul>	

MARCH	
 <b>COLD</b> <b>MILD</b>	Temp = +1.0 Rain = 58 Sun = 152
<ul style="list-style-type: none"> <li>Started and finished unsettled &amp; cold, much milder mid-month</li> <li>Sunshine well above average, 2<sup>nd</sup> sunniest March since 1919</li> </ul>	

APRIL	
<b>COLD</b> <b>DRY</b> 	Temp = +0.2 Rain = 68 Sun = 107
<ul style="list-style-type: none"> <li>Cold &amp; unsettled start to April, more air frosts than average</li> <li>Most areas had less than the average rainfall</li> </ul>	

MAY	
	Temp = Rain = Sun =

JUNE	
	Temp = Rain = Sun =

JULY	
	Temp = Rain = Sun =

AUGUST	
	Temp = Rain = Sun =

SEPTEMBER	
	Temp = Rain = Sun =

OCTOBER	
	Temp = Rain = Sun =

NOVEMBER	
	Temp = Rain = Sun =

DECEMBER	
<b>COLD</b>	Temp = Rain = Sun =

Key: Temp = +/- °C vs. long term average (1991-2020)  
 Rainfall = Percentage (%) vs. long term average (1991-2020)  
 Sunshine = Percentage (%) vs. long term average (1991-2020)

Easter Sunday = 17<sup>th</sup> April



**Ashdale**  
 Business Consulting