






UK Weather Summary – 2023



JANUARY	
MILD  COLD 	Temp = +0.4 Rain = 109 Sun = 133
<ul style="list-style-type: none"> Started mild, unsettles & wet, becoming much drier & colder This was the 3rd sunniest January since 1919 	

FEBRUARY	
MILD  DRY	Temp = +1.7 Rain = 45 Sun = 98
<ul style="list-style-type: none"> Overall milder & drier than average Provisionally the driest February since 1993 	

MARCH	
COLD  DRY 	Temp = (0.0) Rain = 155 Sun = 74
<ul style="list-style-type: none"> Began cold & dry, becoming more unsettled and wetter The 6th wettest March since 1836 & dullest since 1910 	

APRIL	
	Temp = Rain = Sun =

MAY	
	Temp = Rain = Sun =

JUNE	
	Temp = Rain = Sun =

JULY	
	Temp = Rain = Sun =

AUGUST	
	Temp = Rain = Sun =

SEPTEMBER	
	Temp = Rain = Sun =

OCTOBER	
	Temp = Rain = Sun =

NOVEMBER	
	Temp = Rain = Sun =

DECEMBER	
COLD	Temp = Rain = Sun =

Key: Temp = +/- °C vs. long term average (1991-2020)
 Rainfall = Percentage (%) vs. long term average (1991-2020)
 Sunshine = Percentage (%) vs. long term average (1991-2020)

Easter Sunday = 17th April



Ashdale
 Business Consulting