



UK Weather Summary – 2023




JANUARY

MILD 	COLD 	Temp = +0.4 Rain = 109 Sun = 133
---	--	--


- Started mild, unsettles & wet, becoming much drier & colder
- This was the 3rd sunniest January since 1919

FEBRUARY

MILD DRY		Temp = +1.7 Rain = 45 Sun = 98
---------------------------	---	--------------------------------------


- Overall milder & drier than average
- Provisionally the driest February since 1993

MARCH

COLD DRY		Temp = (0.0) Rain = 155 Sun = 74
---------------------------	---	--


- Began cold & dry, becoming more unsettled and wetter
- The 6th wettest March since 1836 & dullest since 1910

APRIL

	COLD DRY	Temp = (0.1) Rain = 97 Sun = 102
---	---------------------------	--


- Predominately unsettled, then chilly as the month ended
- Rainfall, temps and sunshine were close to the average

MAY

	DRY WARM	Temp = +1.0 Rain = 55 Sun = 108
--	---------------------------	---------------------------------------


- Began settled, then we, before finishing with warm days
- The 7th warmest May since 1884

JUNE

	DRY HOT	Temp = +2.5 Rain = 68 Sun = 144
---	--------------------------	---------------------------------------



- Became very warm & hot from the 9th, unsettled at the end
- Temps well above average, the warmest June since 1884

JULY

	WINDY COOL	Temp = (0.3) Rain = 170 Sun = 81
--	-----------------------------	--


- Unsettled, often cool, dull, windy with a lot of rainfall
- The wettest July since 2009 & 6th wettest ever

AUGUST

		Temp = +0.2 Rain = 95 Sun = 92
---	---	--------------------------------------



- A mixed & unsettled month, but to a lesser extent than July
- Storms Antoni (5th) / Betty (18th /19th) saw wet & windy weather

SEPTEMBER

	DRY WINDY	Temp = +2.2 Rain = 131 Sun = 112
---	----------------------------	--

- Started sunny, dry, high temps, becoming more autumnal/wet
- Average temps made it the warmest September on record

OCTOBER

		Temp = +1.0 Rain = +140 Sun = 92
--	--	--

- 1st half of the month E&W temps above average, not Scot
- 2nd half unsettled, storm Babet (18th to 21st) saw heavy rain

NOVEMBER

	Temp = Rain = Sun =
--	---------------------------

DECEMBER

COLD	Temp = Rain = Sun =
-------------	---------------------------

Key: Temp = +/- °C vs. long term average (1991-2020)
Rainfall = Percentage (%) vs. long term average (1991-2020)
Sunshine = Percentage (%) vs. long term average (1991-2020)

Easter Sunday = 17th April



Ashdale
Business Consulting